

XTREME

Istruzioni per cura e manutenzione *Instruction for care and maintenance*

Storing

Once arrived at destination the leather has to be unpacked and checked. Take care to unpack the leather in order to avoid folds caused by not proper storage. The ideal storage conditions are 65% of relative humidity and 20°C, this will allow the optimum result of 8-12% Humidity within the leather. If the relative humidity of the leather falls below 8% the relative humidity (environmental <50%) can have a surface loss of 2% area, this can result to very important consequences, (on a meter up to 2 cm difference) the hide once returned to a normal relative humidity will gain in fact again on the surface 2% lost, causing creases and looseness. Cuoium assigns importance to the relative humidity, root cause of many problems, related to size, fit and performance.

Care & Maintenance

Leather is resilient by nature and Cuoium leather is developed to be long lasting by our advanced manufacturing and finishing processes.
Cuoium leather should require little care in normal circumstances and it is not essential to the life of the leather that it should be cleaned daily. At the same time however, an accumulation of dirt and grease over a period of time is undesirable and can become more difficult to remove over time. Dirt and dust is abrasive and in extreme circumstances, can cause damage to the leather's protective finish. We therefore recommend light regular cleaning simply using a humid cloth and taking care not to soak the leather. Do not use creams, waxes or polishes on your leather as these can cause damage.

Cleaning Routine for High Traffic

Leather used specifically for heavier traffic requires a more thorough cleaning routine. It's recommended to organize a specific cleaning plan with a specialized company. The cleaning service in place can use the standard cleaning procedure for leather.

Hints and Tips

- Clean dust off the leather frequently with a soft, dry woolen cloth using light circular movements.
- Wipe leather in a circular fashion with a cloth moistened with a very mild soap solution.
- Remove dirt and stains as quickly as possible in order to avoid residue on the leather.
- Never use chemicals, household cleaners, or other aggressive, caustic, corrosive cleaners.
- Before using cleaners, check the compatibility of the cleaner on a hidden part of the leather.
- Xtreme may be exposed to direct sunlight but slight color changes may occur.
- If the leather does get dirty, never rub hard, but carefully remove the dirt towards the center.
- If the normal cleaner no longer helps for specific, heavy staining, contact a leather-cleaning specialist.

Xtreme cushions for Outdoor use - special care

Xtreme offers a good protection against atmospheric agents. However it remains a natural product and in case of prolonged and continues exposure to rough weather conditions the leather will be subject to color or appearance changes and may be subject to the formation of mold. The intended use as outdoor is for furniture placed under Patio, terraces or sheds, not as free air standing. Similar to other materials used to manufacture Outdoor cushions, Xtreme may suffer a natural and normal change of his initial appearance. Cuoium assumes no liability for Improper use.

- Dry the leather always before storing the cushions.
- Store in a dry and ventilated place.
- During a prolonged period of non-use, air regularly the cushions.
- Remove dust with a soft cloth regularly.
- For cleaning use leather cleaner or water and mild soap.
- Do not leave the cushions to dry in the direct sun.
- Remove excess water to prevent the formation of halos
- Try out eventual cleaning agents or care products on a hidden spot before treating

Special Recommendation for the construction of Outdoor Cushions

Padding of Xtreme outdoors and in wet areas is based on the sensible consideration that liquids, which may penetrate into the cushion through seams, bonded joints, zip fasteners, etc., can escape downwards quickly and without retention effect.

Xtreme should be sewn or machined with a fine-mesh PVDC barrier. A highly water permeable, non-retentive and non-moisture-storing foam should be used as the padding material. A UV-, weather- and mildew-resistant thread is recommended for sewing. a very coarse-mesh, water-permeable PVDC barrier should be used on the underside of the cushion to make it easier for water to escape. Special adhesives must be used when bonding Xtreme.

Seasonal cleaning






We recommend performing a deep cleaning 2 times per year, using the specific Xtreme Cleaning System. Use the dedicated leather cleaner to clean the entire surface of the leather or remove fresh staining of a watery nature as follows: first carefully remove the coarse dirt with a clean cloth towards the center of the spot, and then clean a large area with the leather cleaner.

Don't rub too strongly, but only work over large areas! Afterwards, let the leather dry well.

After drying use a leather conditioner on a clean, soft cloth and apply it to the leather with light, circular movements. Don't apply the conditioner directly to the leather otherwise it could damage the leather. Allow it to dry and then lightly re-polish it using circular movements.

Wait approximately 15 minutes before polishing and finally let the leather that was treated with the cream dry at least 3 hours before using it again.

Warnings

				
Do not immerse in Water	Do not use Bleach or solvents	Do not Iron	Do not dry clean	Do not drum dry